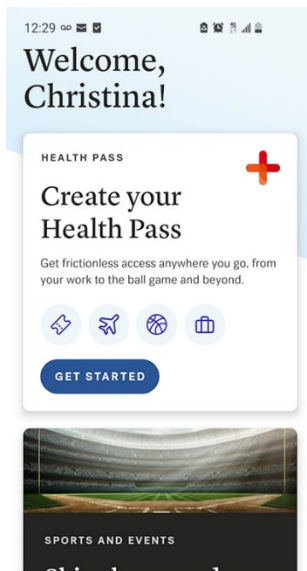


Enter the Event Code in CLEAR before checking in at JMM 2022

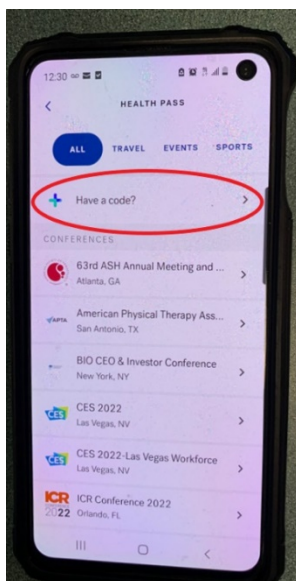
As you know, the [JMM 2022](#) is requiring all participants, vendors, and staff to show proof of COVID-19 vaccination or negative PCR test results.

Once you have installed CLEAR on your phone and created your vaccination record, follow these steps to enter our 2022 JMM Event Code: **EFATTENDEE19**

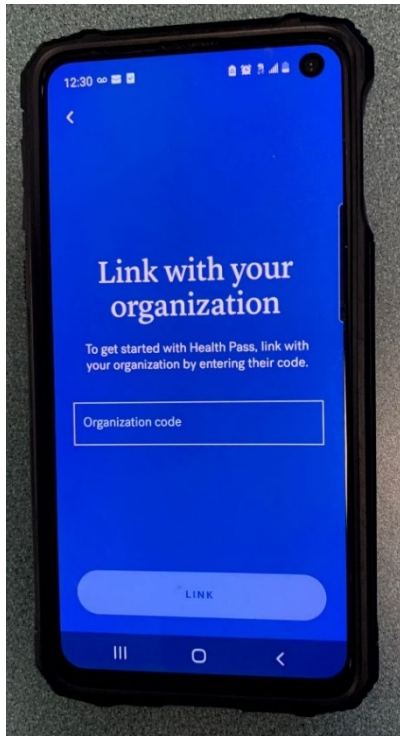
To begin, open the CLEAR App on your phone. Then follow these steps:



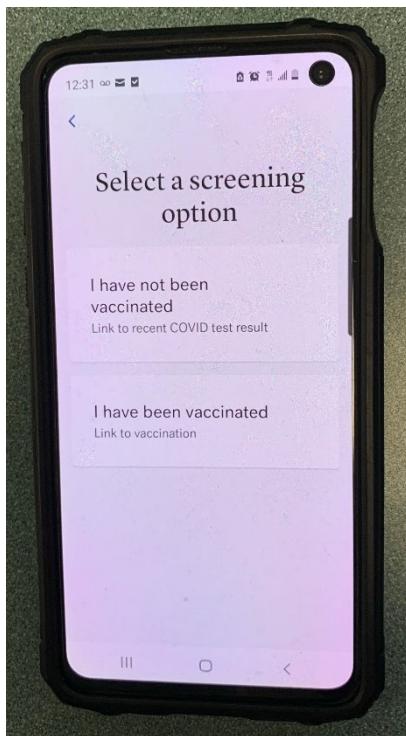
1. Click "Get Started" on the first tile.



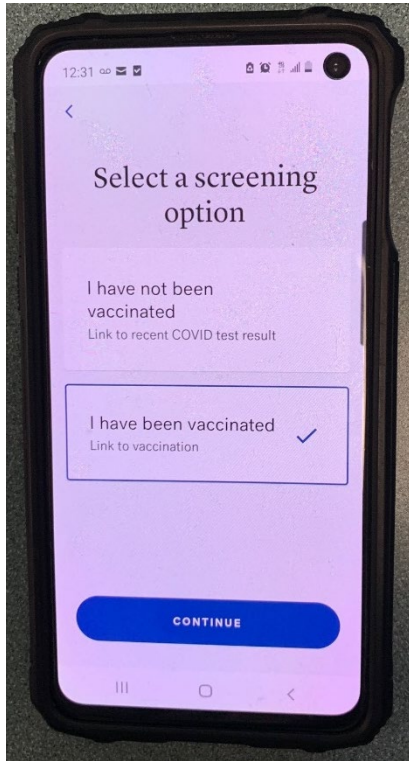
2. Click "Have a code?"



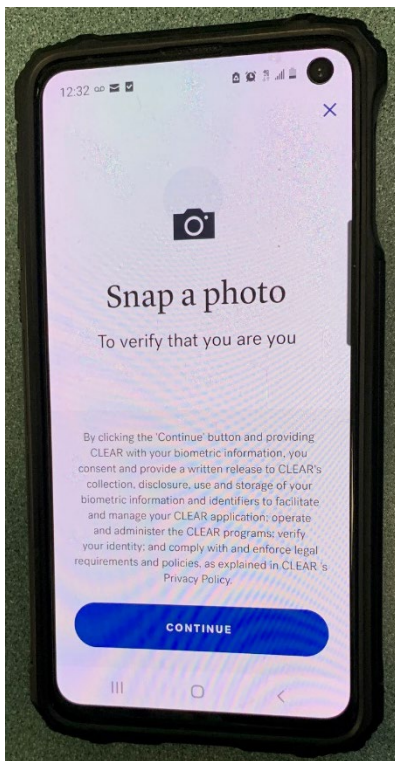
3. At "Link with your organization," enter the JMM Code: **EFATTENDEE19**



4. Select the screening option: "I have been vaccinated" or "I have not been vaccinated" and upload evidence of your negative PCR test no sooner than 72 hours before you travel.



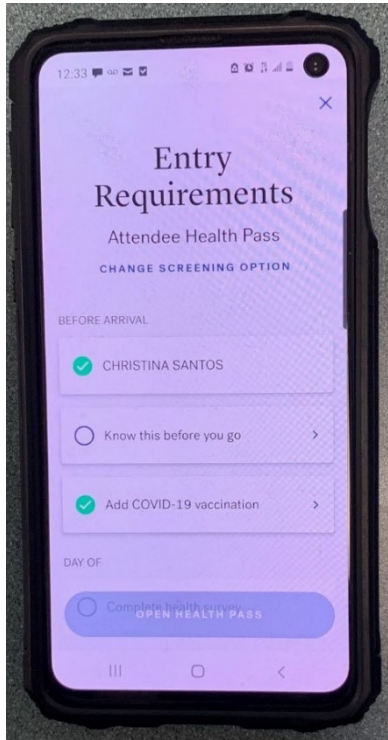
5. Then press
Continue



6. Next take a photo of yourself
using your front-facing camera.

This step verifies that you match
the original image from when
you set up the CLEAR App and
created your vaccination record.

Then click continue.



Finished!

You will see a green check mark next to both your name and "Add COVID-19 vaccination". This means you are registered and have created your digital vaccination card.

On each day of the JMM you will fill out a Health Pass survey and if everything is good, you will receive another green check mark.

Each day you'll show the Health Pass green check mark to staff and receive a color-coded sticker authorizing your entry into the meeting. **Keep the sticker on your badge** until you receive the next day's sticker.

Thank you! We look forward to hosting you safely in Seattle.

The Joint Mathematics Meetings Partners

Questions? Email meet@ams.org