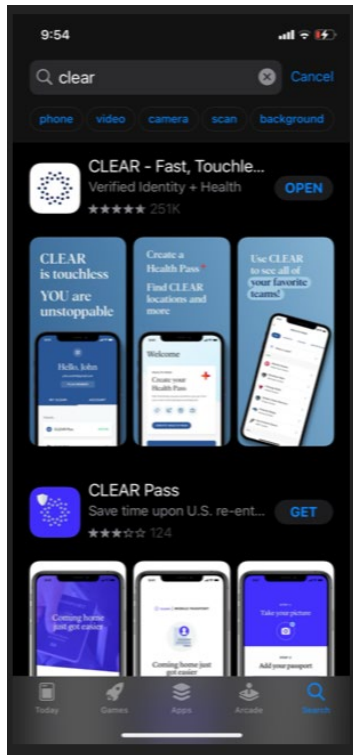


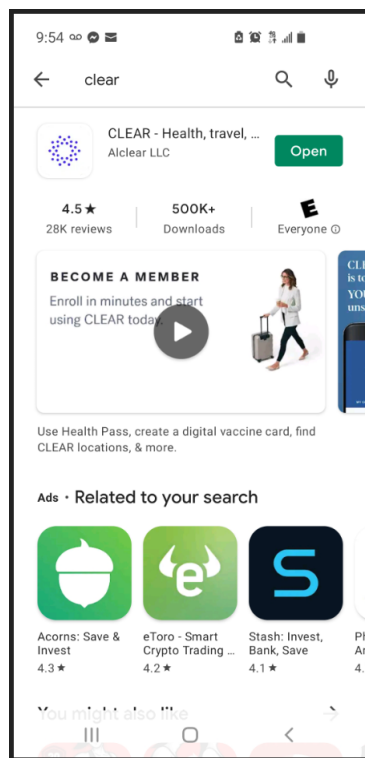
CLEAR App Set-up

Download the CLEAR app for **FREE** from either the [Apple App Store](#)



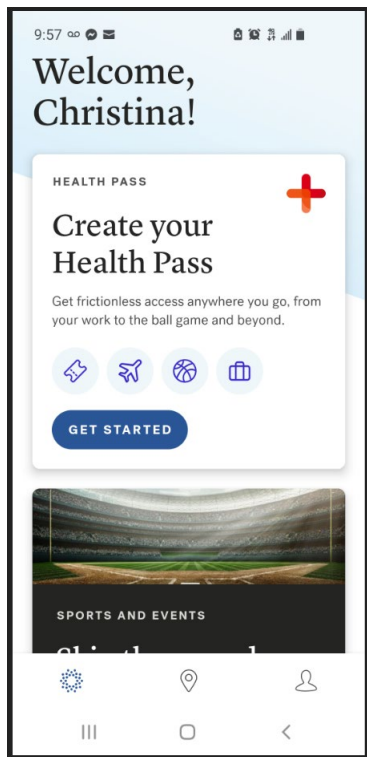
Apple App Store view

or from [Google Play](#), for Android phones. Click on the [CLEAR app](#)



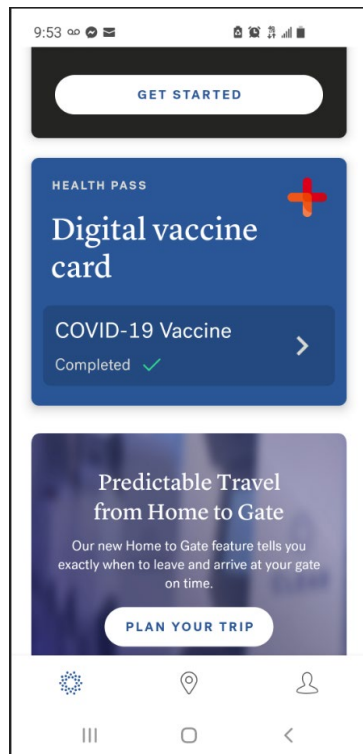
Google Play store view

Once you download the app, click **OPEN**



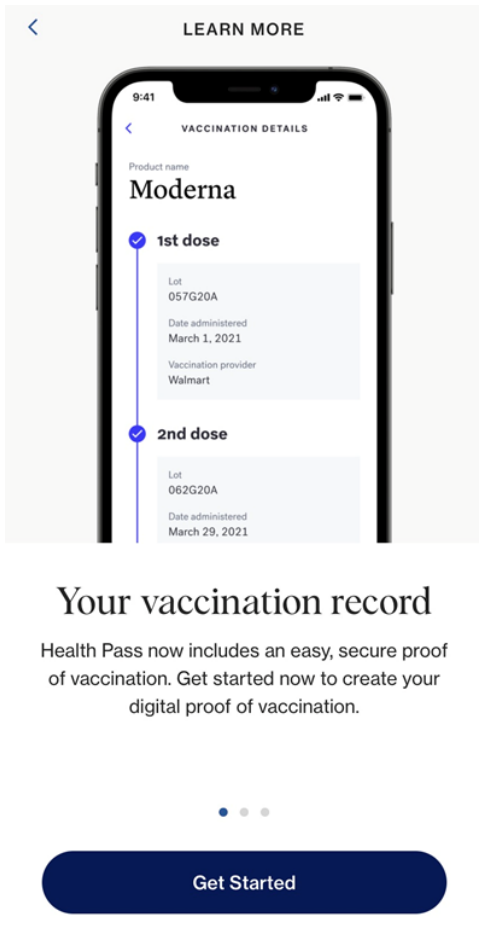
This is the Welcome screen. Scroll down.

(DO NOT click “Create your health pass” yet. You will only create a health pass after you receive our JMM event code, due to be emailed out the week of December 13th.)



Scroll until you see the blue tile, “Digital vaccine card”

Click “add my vaccination”.



Your vaccination record

Health Pass now includes an easy, secure proof of vaccination. Get started now to create your digital proof of vaccination.

You will now upload your information, including your vaccination card.

***NOTE:** Set up your account with the **same name** you used to register for the JMM. This ensures we'll get your status.

Click the large blue **“Get Started”** button at the bottom of the screen and follow the instructions.

Once your vaccination record has been uploaded, it may take up to 30 minutes for your status to be verified.

Thank you for uploading your information! We will email you the JMM event code **the week of December 13th.**

You will click **"Create your Health Pass"** after you receive our JMM event code.